



MAXLINER®

MAX SHOOTER 200

INVERSION SLUICE FOR SMALL DIAMETER
PIPE AND LATERAL RELINING WITHOUT
LENGTH LIMITATION



Perfect for Sewer Pipe Technology

The Max Shooter 200 is used for CIPP liner inversion up to a size of 8" | DN 200 without length limitation. Its compressed air-controlled system ensures smooth insertion of the liner into the pipe.

Overview




CONTROL PANEL
Devices and fittings
in functional order

PRACTICAL

Carrying handles on both sides
for quick setup of the system

100%

MOBILITY
Ready for use and
perfect for lateral
connection
rehabilitation




COMPACT

Foldable frame
for space-saving
storage

FLEXIBLE

Camlock or Storz
cones adaptable

Features and Details



- 1 SHOOTER
- 2 PRESSURE CHAMBER
- 3 FRAME CONSTRUCTION WITH ROLLERS
- 4 CONTROL UNIT
- 5 FOLDING MECHANISM
- 6 COMPRESSED AIR MONITORING
- 7 STORZ/CAMLOCK COUPLING
- 8 COMPRESSED AIR SUPPLY CONTROL
- 9 SIGHT GLASS
- 10 PARKING BRAKE

MODEL	CHAMBERS	DIMENSIONS (W x L x H)	CONTROL WINDOW	CONNECTION	MAX. PRESSURE	CURING METHOD	MAX. TEMP.	WEIGHT	SAFETY VALVE	MAX. LINER LENGTH
Hurricane® Thunder Shooter 200	1	617 x 785 x 999 mm	6" Ø 150 mm	8" Storz / Camlock	22 psi 1.5 bar	Air, steam, hot water, UV light	212 °F 100°C	62 lbs. 28kg	22 psi 1.5 bar	4"-8" DN 100 - DN 200 Unlimited


Detail Views



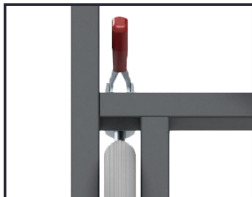
Length
31 in. | 785mm




Width
25 in. | 617mm



Height
39 in.
999mm



Parking Brakes




Quality Fittings



High Quality Coating



Sight Glass



Pressure Monitoring


Inversion Sluices in Sewer Rehabilitation

FLEXIBLE

You decide the curing process! Steam, hot water, ambient curing or UV light curing. Adapting to a water tower inversion is also possible. The Max Shooter is suitable for all common rehabilitation methods and materials.

ERGONOMIC

The main connection for compressed air, located on the upper part of the sluice, has an additional bypass. Carrying handles located on the left and right side of the unit, makes it easier to move and position in tight spaces.



THE BASE FRAME HAS A LOCKING FUNCTION AND MAKES THE INSERTION OF THE LINER INTO THE INNER CHAMBERS EASIER

MAXLINER®



(877) 426-5948

901 HOLLIE DRIVE

MARTINSVILLE, VA 24112

SALES@MAXLINERUSA.COM

WWW.MAXLINERUSA.COM